



WEDGE ANCHOR (THROUGH BOLT)

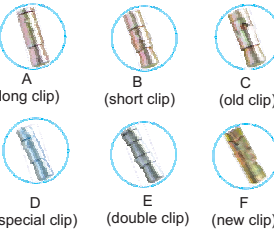

Cutting Type



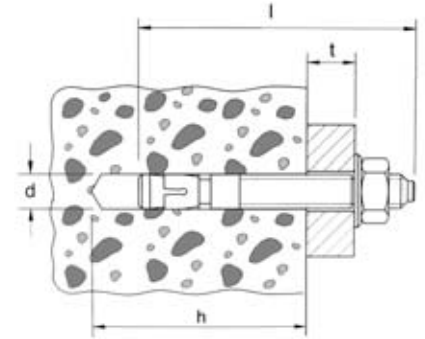
Cold Forged Type



Cold Forged



G (Improved Clip)



Code N o.	Size *	Anchor/Hole Diameter d (mm)	Max. Fixture Thickness t (mm)	Min. Hole Depth h (mm)	Anchor Length l (mm)	Quantity Per Box (pcs)	Advisory ** Safe Loading (kN)
WAS06040	6x40 (1/4"x1-1/2")	6 (1/4")	5	30	40 (1-1/2")	100	1.5 **
WAS06055	6x55 (1/4"x2")	6 (1/4")	15	35	55 (2")	100	1.5 **
WAS06065	6x65 (1/4"x2-1/2")	6 (1/4")	25	35	65 (2-1/2")	100	1.5 **
WAS06070	6x70 (1/4"x2-3/4")	6 (1/4")	30	35	70 (2-3/4")	100	1.5 **
WAS06085	6x85 (1/4"x3-1/2")	6 (1/4")	45	35	85 (3-1/2")	100	1.5 **
WAS06100	6x100 (1/4"x4")	6 (1/4")	60	35	100 (4")	100	1.5 **
WAS06120	6x120 (1/4"x4-3/4")	6 (1/4")	80	35	120 (4-3/4")	100	1.5 **
WAS06150	6x150 (1/4"x6")	6 (1/4")	110	35	150 (6")	100	1.5 **
WAS06180	6x180 (1/4"x7")	6 (1/4")	140	35	180 (7")	100	1.5 **
WAS08050	8x50 (5/16"x2")	8 (5/16")	5	40	50 (2")	100	3.0 **
WAS08065	8x65 (5/16"x2-1/2")	8 (5/16")	20	40	65 (2-1/2")	100	3.0 **
WAS08075	8x75 (5/16"x3")	8 (5/16")	30	40	75 (3")	100	3.0 **
WAS08090	8x90 (5/16"x3-1/2")	8 (5/16")	45	40	90 (3-1/2")	100	3.0 **
WAS08095	8x95 (5/16"x3-3/4")	8 (5/16")	50	40	95 (3-3/4")	50	3.0 **
WAS08105	8x105 (5/16"x4")	8 (5/16")	60	40	105 (4")	50	3.0 **
WAS08115	8x115 (5/16"x4-1/2")	8 (5/16")	70	40	115 (4-1/2")	50	3.0 **
WAS08120	8x120 (5/16"x4-3/4")	8 (5/16")	75	40	120 (4-3/4")	50	3.0 **
WAS08135	8x135 (5/16"x5-1/4")	8 (5/16")	90	40	135 (5-1/4")	25	3.0 **
WAS08165	8x165 (5/16"x6-1/2")	8 (5/16")	120	40	165 (6-1/2")	20	3.0 **
WAS08220	8x220 (5/16"x8-3/4")	8 (5/16")	175	40	220 (8-3/4")	10	3.0 **
WAS10060	10x60 (3/8"x2-3/8")	10 (3/8")	7	45	60 (2-3/8")	50	4.0 **
WAS10075	10x75 (3/8"x3")	10 (3/8")	17	50	75 (3")	50	4.0 **
WAS10090	10x90 (3/8"x3-1/2")	10 (3/8")	32	50	90 (3-1/2")	50	4.0 **
WAS10100	10x100 (3/8"x4")	10 (3/8")	42	50	100 (4")	25	4.0 **
WAS10120	10x120 (3/8"x4-3/4")	10 (3/8")	62	50	120 (4-3/4")	20	4.0 **
WAS10140	10x140 (3/8"x5-1/2")	10 (3/8")	82	50	140 (5-1/2")	20	4.0 **
WAS10150	10x150 (3/8"x5-7/8")	10 (3/8")	92	50	150 (5-7/8")	20	4.0 **
WAS10160	10x160 (3/8"x6-1/2")	10 (3/8")	102	50	160 (6-1/2")	10	4.0 **
WAS10170	10x170 (3/8"x6-3/4")	10 (3/8")	112	50	170 (6-3/4")	10	4.0 **
WAS10200	10x200 (3/8"x8")	10 (3/8")	142	50	200 (8")	10	4.0 **
WAS10210	10x210 (3/8"x8-1/4")	10 (3/8")	152	50	210 (8-1/4")	10	4.0 **
WAS12070	12x70 (1/2"x2-3/4")	12 (1/2")	5	55	70 (2-3/4")	20	5.5 **
WAS12080	12x80 (1/2"x3-1/8")	12 (1/2")	10	60	80 (3-1/8")	20	5.5 **
WAS12095	12x95 (1/2"x3-3/4")	12 (1/2")	25	60	95 (3-3/4")	20	5.5 **
WAS12100	12x100 (1/2"x4")	12 (1/2")	30	60	100 (4")	20	5.5 **
WAS12110	12x110 (1/2"x4-1/4")	12 (1/2")	40	60	110 (4-1/4")	20	5.5 **
WAS12120	12x120 (1/2"x4-3/4")	12 (1/2")	50	60	120 (4-3/4")	20	5.5 **
WAS12135	12x135 (1/2"x5-1/4")	12 (1/2")	65	60	135 (5-1/4")	20	5.5 **
WAS12145	12x145 (1/2"x5-1/2")	12 (1/2")	75	60	145 (5-1/2")	20	5.5 **
WAS12150	12x150 (1/2"x5-7/8")	12 (1/2")	80	60	150 (5-7/8")	10	5.5 **
WAS12160	12x160 (1/2"x6-1/2")	12 (1/2")	90	60	160 (6-1/2")	10	5.5 **
WAS12175	12x175 (1/2"x6-7/8")	12 (1/2")	105	60	175 (6-7/8")	10	5.5 **
WAS12180	12x180 (1/2"x7-1/8")	12 (1/2")	110	60	180 (7-1/8")	10	5.5 **
WAS12195	12x195 (1/2"x7-3/4")	12 (1/2")	125	60	195 (7-3/4")	10	5.5 **
WAS12235	12x235 (1/2"x9-1/4")	12 (1/2")	165	60	235 (9-1/4")	10	5.5 **
WAS16090	16x90 (5/8"x3-1/2")	16 (5/8")	5	75	90 (3-1/2")	10	10.3 **
WAS16100	16x100 (5/8"x4")	16 (5/8")	10	80	100 (4")	10	10.3 **
WAS16110	16x110 (5/8"x4-1/4")	16 (5/8")	20	80	110 (4-1/4")	10	10.3 **
WAS16125	16x125 (5/8"x5")	16 (5/8")	35	80	125 (5")	10	10.3 **
WAS16140	16x140 (5/8"x5-1/2")	16 (5/8")	50	80	140 (5-1/2")	10	10.3 **
WAS16150	16x150 (5/8"x5-7/8")	16 (5/8")	60	80	150 (5-7/8")	10	10.3 **
WAS16175	16x175 (5/8"x6-7/8")	16 (5/8")	85	80	175 (6-7/8")	10	10.3 **
WAS16200	16x200 (5/8"x7-7/8")	16 (5/8")	110	80	200 (7-7/8")	10	10.3 **
WAS16220	16x220 (5/8"x8-3/4")	16 (5/8")	130	80	220 (8-3/4")	10	10.3 **
WAS20110	20x110 (3/4"x4-1/4")	20 (3/4")	5	90	110 (4-1/4")	10	13.0 **
WAS20125	20x125 (3/4"x5")	20 (3/4")	10	100	125 (5")	10	13.0 **
WAS20150	20x150 (3/4"x5-7/8")	20 (3/4")	35	100	150 (5-7/8")	5	13.0 **
WAS20170	20x170 (3/4"x6-3/4")	20 (3/4")	55	100	170 (6-3/4")	5	13.0 **
WAS20215	20x215 (3/4"x8-1/2")	20 (3/4")	100	100	215 (8-1/2")	5	13.0 **
WAS20280	20x280 (3/4"x11")	20 (3/4")	165	100	280 (11")	5	13.0 **
WAS24160	24x160 (1"x6-1/4")	24 (1")	20	110	160 (6-1/4")	5	20.0 **
WAS24200	24x200 (1"x7-7/8")	24 (1")	60	110	200 (7-7/8")	5	20.0 **
WAS24260	24x260 (1"x10-1/4")	24 (1")	120	110	260 (10-1/4")	5	20.0 **
WAS24310	24x310 (1"x12-1/8")	24 (1")	170	110	310 (12-1/8")	5	20.0 **

Coating: Yellow zinc plated, white zinc plated, hot dipper galvanized (with A2 clip) or mechanical galvanized (with A2 clip) are available.

Material: Common carbon steel (5.8 grade), stainless steel 304 (A2) or stainless steel 316 (A4) is available.

Clip: Any design clip is available. Now we can offer sleeve design "A", "B", "C", "D" in ready moulds.

* The size/thread also can be in BS or UNC.

** Loads are for concrete over 20Mpa quality brickwork and some stone.

