




DROP IN ANCHOR



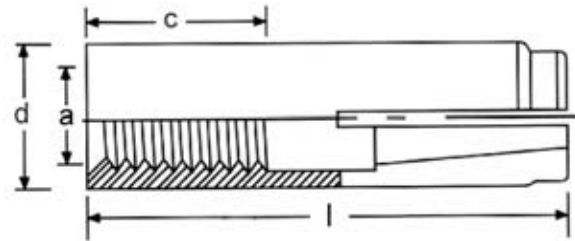
Type A (Polish)



Type B (Knurling)



Type C (Flange)



Code No.	Size * a (mm)	Min. Hole Depth (mm)	Anchor/Hole Diameter d (mm)	Thread Depth c (mm)	Anchor Length l (mm)	Advisory ** Safe Loading (kN)	Qty/Box
2001	M6	25mm	8mm	10	25mm	2.1	100
2003	M8	30mm	10mm	14	30mm	2.8	100
2004	M10	30mm	12mm	14	30mm	3.5	100
2005	M10	40mm	12mm	19	40mm	4.2	50
2007	M12	50mm	16mm	22	50mm	6.2	50
2009	M16	65mm	20mm	30	65mm	10.2	25
2011	M20	80mm	25mm	38	80mm	15.7	20
2013	M24	110mm	30mm	55	110mm	20.0	10
2002	1/4" *	1"	3/8"	1/2"	1"	2.1	100
2006	3/8" *	1-9/16"	1/2"	5/8"	1-9/16"	4.2	50
2008	1/2" *	2"	5/8"	3/4"	2"	6.2	50
2010	5/8" *	2-1/2"	7/8"	7/8"	2-1/2"	10.2	25
2012	3/4" *	3-1/8"	1"	1-1/4"	3-1/8"	15.7	20
2014	1" *	4"	1-1/4"	1-1/2"	4"	20.0	10

Coating: Yellow zinc plated or white zinc plated.

Material: Common carbon steel (5.8 grade), stainless steel 304 (A2) or stainless steel 316 (A4) is available.

* The size/thread also can be in BSW or UNC.

** Loads are for concrete over 20Mpa quality brickwork and some stone.

