

## SPRING TOGGLE \*



Code No.	Thread Size	Weight Per 1000 purchase	Qty/Box
510	M4	2.5	100
511	M5	5.9	100
512	M6	10.2	100
513	M8	20.8	100
514	M10	25.0	50
515	M12	58.6	25
500	1/8"	2.5	100
501	3/16"	5.9	100
502	1/4"	10.2	100
503	5/16"	20.8	100
504	3/8"	25.0	50
505	1/2"	58.6	25

\* The spring toggle can be assembled with "PAN HEAD SCREWS", "THREADED BAR & DOUBLE NUT & DOUBLE WASHER", "EYE HOOK", "EYE RING".



Spring Toggle With Screw



Spring Toggle With Thread Rod



Spring Toggle With Eye Hook




Spring Toggle With Eye Ring

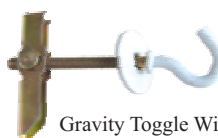
## GRAVITY TOGGLE \*



Gravity Toggle With Screw



Gravity Toggle With Square Hook



Gravity Toggle With Eye Hook




Gravity Toggle With Eye Ring


## HEAVY DUTY GRAVITY TOGGLE \*



Heavy Duty Gravity Toggle With Screw



Heavy Duty Gravity Toggle With Thread Rod



Heavy Duty Gravity Toggle With Eye Hook



Heavy Duty Gravity Toggle With Eye Ring